

### ⚡ Specifications

#### Nominal Voltage(V)

12V

#### Nominal Capacity

10 hour rate	(6.5A to 10.50V)	65Ah
5 hour rate	(11.05A to 10.20V)	55.25Ah
1 hour rate	(35.75A to 9.60V)	35.75Ah
1 C	(65A to 9.60V)	34.67Ah

#### Weight

Approx. 23.9kg(52.58Lbs.)

#### Internal Resistance (at 1KHz)

Approx. 4.5 mΩ

#### Maximum Discharge Current for

5 seconds: 780A

#### Charging Methods at 25°C(77°F)

Cycle use:

Charging Voltage 13.8 to 14.4V

Coefficient -5.0mV/°C/cell

Maximum Charging Current : 19.5A

Standby use:

Float Charging Voltage 13.5 to 13.8V

Coefficient -3.0mV/°C/cell

#### Operating Temperature Range

Charge -15°C(5°F) to 40°C(104°F)

Discharge -15°C(5°F) to 50°C(122°F)

Storage -15°C(5°F) to 40°C(104°F)

#### Charge Retention (shelf life) at 20°C(68°F)

1 month 98%

3 month 94%

6 month 85%

#### Case Material

ABS UL94 HB

Option: Flammability resistance of (UL94 V-0)

#### Design Life

7-10 Years.

#### Terminal

F4



### ⚡ Dimensions

#### Length (L)

350+2-1 (13.78+0.08-0.04)

#### Width (W)

166+2-1 (6.54+0.08-0.04)

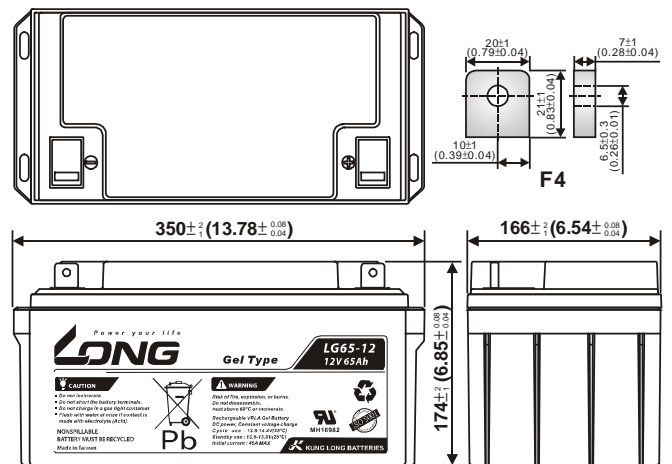
#### Height (H)

174+2-1 (6.85+0.08-0.04)

#### Overall Height (HT)

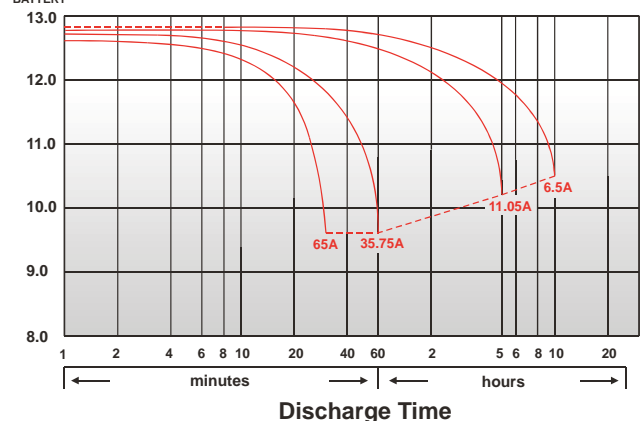
174+2-1 (6.85+0.08-0.04)

mm(inch)

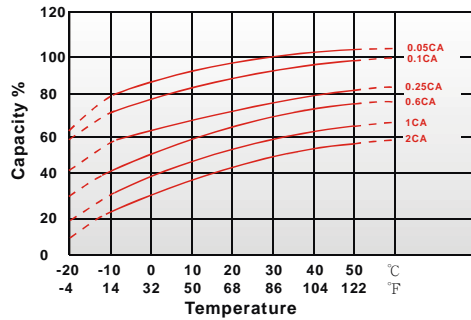


(V)  
FOR 12V  
BATTERY

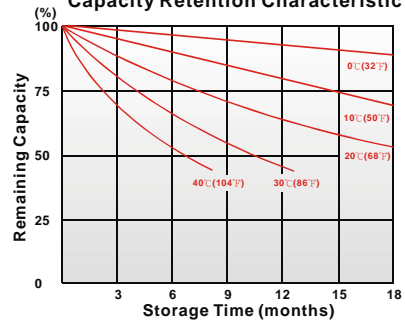
#### Discharge Time VS. Discharge Current (25°C)



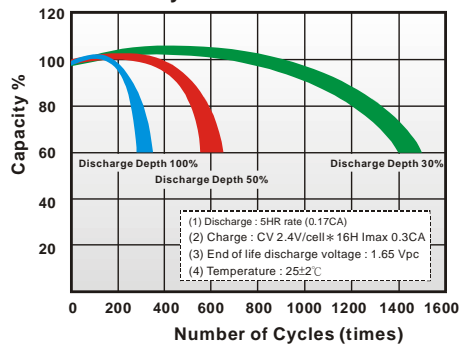
Effect of Temperature on Capacity 25°C (77°F)



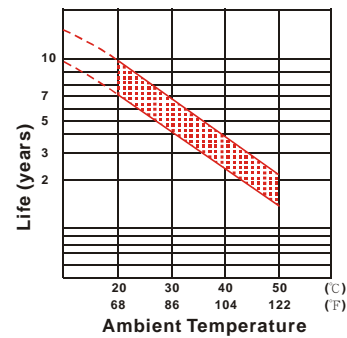
Capacity Retention Characteristic



Cycle Service Life



Trickle (or float) Service Life



### - PERFORMANCE DATA

Discharge Rates in Watts to Various End Voltages at 25°C (77°F)

End Voltage		1.85V	1.80V	1.75V	1.70V	1.67V	1.65V	1.60V
Time								
5	min	297	404	455	477	484	495	521
10	min	182	250	282	305	316	324	340
15	min	143	196	226	243	248	253	258
30	min	76.6	105	122	131	133	136	139
60	min	63.9	70.2	74.2	77.4	78.5	79.6	81.1
120	min	38.7	42.6	44.8	46.7	47.5	48.2	49.0
180	min	29.0	31.5	33.5	34.8	35.5	36.0	36.6
240	min	24.5	26.3	27.7	28.7	29.2	29.6	29.9
300	min	20.8	22.0	22.8	23.5	23.8	24.2	24.5
600	min	13.0	13.6	13.9	14.1	14.2	14.3	14.5
1200	min	6.83	7.15	7.28	7.40	7.45	7.50	7.58

### - Discharge Rates in Amperes to Various End Voltages at 25°C (77°F)

End Voltage		1.85V	1.80V	1.75V	1.70V	1.67V	1.65V	1.60V
Time								
5	min	158	224	258	276	282	289	309
10	min	94.2	131	149	163	168	174	183
15	min	76.6	105	112	120	123	127	132
30	min	41.3	53.1	61.3	65.9	67.1	68.5	69.8
60	min	32.4	35.7	37.8	39.5	40.1	40.7	41.6
120	min	18.6	20.7	22.2	23.4	23.8	24.3	24.9
180	min	14.5	15.6	16.6	17.4	17.7	18.0	18.4
240	min	11.8	12.7	13.4	14.0	14.2	14.5	14.8
300	min	10.6	11.3	11.9	12.3	12.5	12.7	12.9
600	min	6.43	6.72	6.86	6.97	7.01	7.06	7.12
1200	min	3.42	3.53	3.60	3.66	3.68	3.71	3.74

All data on the spec. sheet is an average value:

The tolerance range :  $X < 6\text{min}$  (+15%~-15%),  $6\text{min} \leq X < 10\text{min}$  (+12%~-12%),  $10\text{min} \leq X < 60\text{min}$  (+8%~-8%),  $X \geq 60\text{min}$  (+5%~-5%)

240718-1G