

### ⚡ Specifications

#### Nominal Voltage(V)

2V

#### Nominal Capacity at 20°C (68°F)

10 hour rate	(30A	to	1.80V)	300Ah
5 hour rate	(51A	to	1.70V)	255Ah
1 hour rate	(180A	to	1.60V)	180Ah
1C	(300A	to	1.60V)	150Ah

#### Weight

Approx. 21.2kg(46.64Lbs.)

#### Internal Resistance (at 1KHz)

Approx. 0.5 mΩ

#### Maximum Discharge Current for

5 seconds: 1800A

#### Charging Methods at 25°C(77°F)

Cycle use:

Charging Voltage 2.33 to 2.36V

Coefficient -5.0mV/°C/cell

Maximum Charging Current : 90A

Standby use:

Float Charging Voltage 2.21 to 2.25V

Coefficient -3.0mV/°C/cell

#### Operating Temperature Range

Charge -15°C(5°F) to 40°C(104°F)

Discharge -15°C(5°F) to 50°C(122°F)

Storage -15°C(5°F) to 40°C(104°F)

#### Charge Retention (shelf life) at 20°C(68°F)

1 month 98%

3 month 94%

6 month 85%

#### Case Material

ABS UL94 HB

Option: Flammability resistance of (UL94 V-0)

#### Design Life

Expected Trickle Design Life: 12-15 years at 20°C according to Eurobat.

#### Terminal

F18



### ⚡ Dimensions

#### Length (L)

170±3 (6.69±0.12)

#### Width (W)

150±3 (5.91±0.12)

#### Height (H)

333±3 (13.11±0.12)

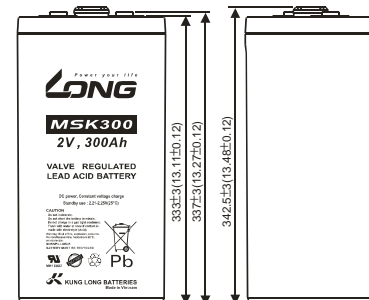
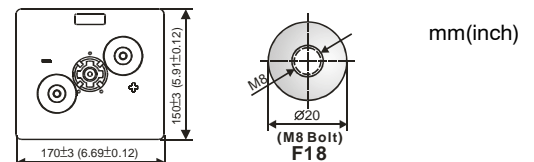
#### Overall Height (HT)

342.5±3 (13.48±0.12)

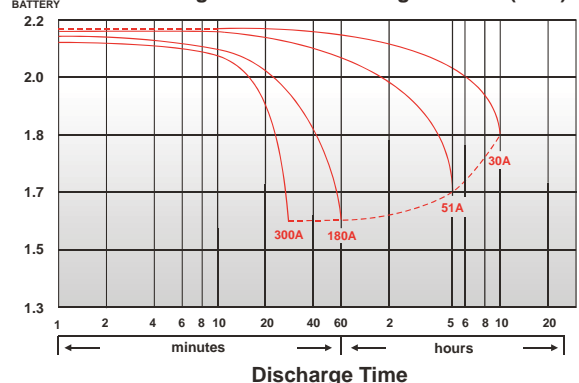
#### Description of torque value of hard ware for the terminals:

Recommended torque value M8:12 N-m (122kgf-cm)

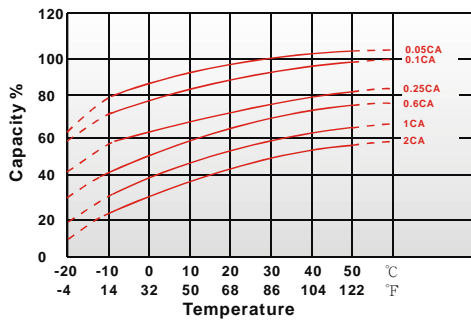
Maximum allowable torque value M8:15 N-m (153kgf-cm)



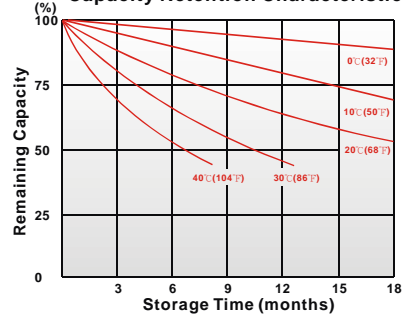
(V) FOR 2V BATTERY Discharge Time VS. Discharge Current (25°C)



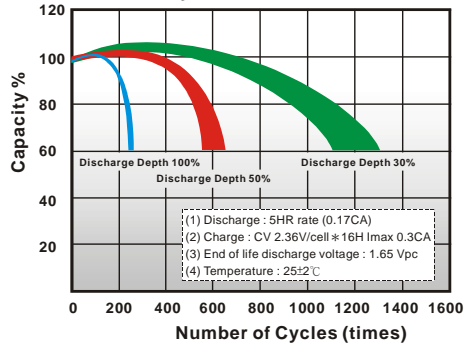
Effect of Temperature on Capacity 25°C (77°F)



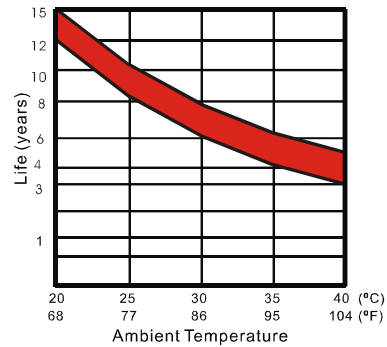
Capacity Retention Characteristic



Cycle Service Life



Trickle (or float) Service Life



### - PERFORMANCE DATA

#### Discharge Rates in Watts to Various End Voltages at 25°C (77°F)

End Voltage		1.85V	1.80V	1.75V	1.70V	1.65V	1.60V
Time							
20	min	516	578	613	644	671	692
30	min	483	514	538	556	573	586
60	min	272	297	316	332	345	354
120	min	167	178	188	197	205	211
180	min	127	136	144	151	158	163
240	min	108	115	120	125	129	132
300	min	95.7	101	105	109	112	114
360	min	84.7	89.4	92.6	95.2	97.1	98.6
480	min	67.6	70.9	73.5	75.7	77.3	78.4
600	min	56.7	59.6	61.8	63.6	64.9	65.7
1200	min	30.2	31.5	32.4	33.2	34.0	34.5

#### - Discharge Rates in Amperes to Various End Voltages at 25°C (77°F)

End Voltage		1.85V	1.80V	1.75V	1.70V	1.65V	1.60V
Time							
20	min	246	288	317	345	368	381
30	min	218	251	276	299	317	325
60	min	135	152	165	176	183	189
120	min	92.9	97.3	102	106	110	113
180	min	68.5	73.2	76.1	78.8	81.4	83.8
240	min	54.1	57.7	60.3	62.5	64.6	66.4
300	min	46.6	49.5	51.6	53.4	55.1	56.5
360	min	40.2	42.6	44.7	46.6	48.1	49.2
480	min	33.4	35.1	36.3	37.4	38.2	39.0
600	min	29.1	30.2	31.1	31.8	32.4	32.9
1200	min	14.9	15.6	16.1	16.6	17.0	17.3

All data on the spec. sheet is an average value:

The tolerance range : X<6min(+15%~-15%), 6min ≤ X<10min(+12%~-12%), 10min ≤ X < 60min(+8%~-8%), X ≥ 60min(+5%~-5%)

150419-1L