

### ⚡ Specifications

#### Nominal Voltage(V)

12V

#### Nominal Capacity

20 hour rate	(3.25A to 10.50V)	65Ah
10 hour rate	(6.175A to 10.50V)	61.75Ah
5 hour rate	(11.05A to 10.20V)	55.25Ah
1 C	(65A to 9.60V)	36.83Ah
3 C	(195A to 9.60V)	26Ah

#### Weight

Approx. 23.3kg(51.26Lbs.)

#### Internal Resistance (at 1KHz)

Approx. 5 mΩ

#### Maximum Discharge Current for

5 seconds: 780A

#### Charging Methods at 25°C(77°F)

Cycle use:	
Charging Voltage	14.4 to 15.0V
Coefficient -5.0mV/°C/cell	
Maximum Charging Current :	19.5A
Standby use:	
Float Charging Voltage	13.5 to 13.8V
Coefficient -3.0mV/°C/cell	

#### Operating Temperature Range

Charge	-15°C(5°F)	to	40°C(104°F)
Discharge	-15°C(5°F)	to	50°C(122°F)
Storage	-15°C(5°F)	to	40°C(104°F)

#### Charge Retention (shelf life) at 20°C(68°F)

1 month	98%
3 month	94%
6 month	85%

#### Case Material

ABS UL94 HB  
Option: Flammability resistance of (UL94 V-0)

#### Design Life

3-5 Years.

#### Terminal

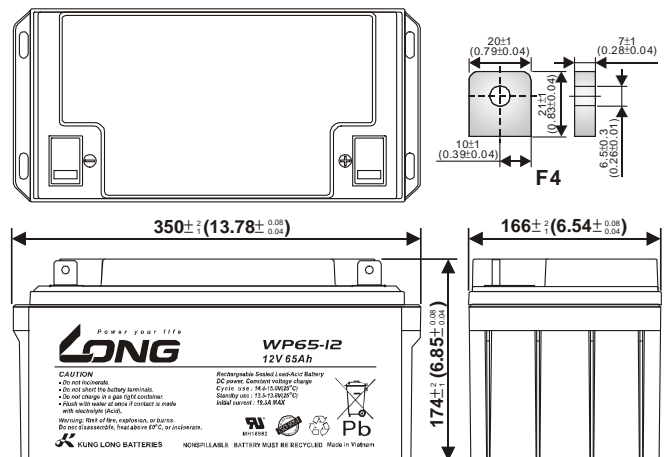
F4



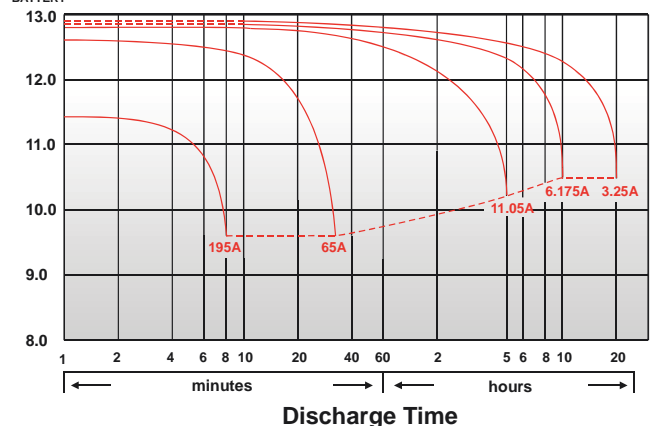
### ⚡ Dimensions

Length (L)	350±2-1 (13.78±0.08-0.04)
Width (W)	166±2-1 (6.54±0.08-0.04)
Height (H)	174±2-1 (6.85±0.08-0.04)
Overall Height (HT)	174±2-1 (6.85±0.08-0.04)

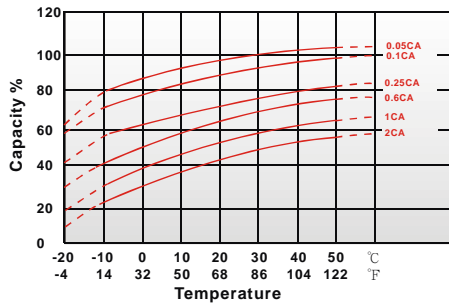
mm(inch)



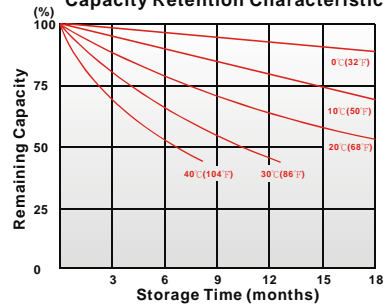
#### (V) FOR 12V BATTERY Discharge Time VS. Discharge Current (25°C)



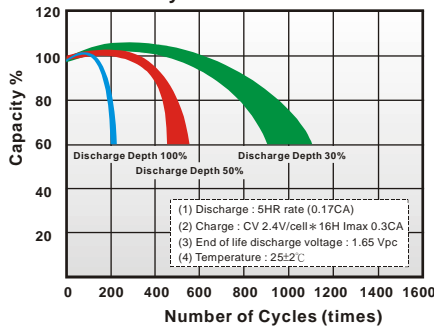
Effect of Temperature on Capacity 25°C (77°F)



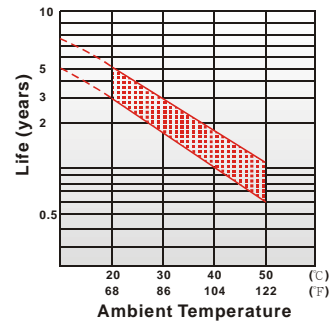
Capacity Retention Characteristic



Cycle Service Life



Trickle (or float) Service Life



**- PERFORMANCE DATA**

Discharge Rates in Watts to Various End Voltages at 25°C (77°F)

End Voltage		1.85V	1.80V	1.75V	1.70V	1.67V	1.65V	1.60V
Time								
5	min	322	461	543	589	601	614	627
10	min	206	296	348	378	385	394	403
15	min	152	209	241	259	264	269	274
30	min	96.5	109	116	122	124	127	130
60	min	78.7	81.5	82.7	83.5	84.0	84.7	85.5
120	min	46.7	49.0	50.0	50.5	50.7	50.8	51.0
180	min	33.2	35.0	36.2	36.8	37.2	37.5	38.0
240	min	27.0	28.0	28.8	29.5	29.7	30.0	30.3
300	min	23.2	23.6	23.9	24.3	24.4	24.6	24.8
600	min	13.3	13.9	14.2	14.4	14.5	14.6	14.8
1200	min	6.97	7.30	7.43	7.55	7.60	7.65	7.73

**- Discharge Rates in Amperes to Various End Voltages at 25°C (77°F)**

End Voltage		1.85V	1.80V	1.75V	1.70V	1.67V	1.65V	1.60V
Time								
5	min	172	243	281	300	306	314	336
10	min	108	159	177	191	196	202	210
15	min	81.5	112	119	128	131	135	140
30	min	50.6	56.0	60.0	65.7	67.1	69.2	71.4
60	min	33.8	38.7	41.1	42.5	43	43.6	44.3
120	min	19.7	22.5	24.4	25.6	26	26.5	27.2
180	min	15.0	16.1	17.3	18.2	18.5	18.9	19.4
240	min	12.9	13.6	14.0	14.3	14.4	14.6	14.8
300	min	11.3	11.6	11.8	12.0	12.1	12.2	12.3
600	min	6.56	6.86	7.00	7.11	7.15	7.20	7.27
1200	min	3.49	3.60	3.67	3.73	3.76	3.79	3.82

All data on the spec. sheet is an average value:

The tolerance range : X < 6min (+15%~-15%), 6min ≤ X < 10min (+12%~-12%), 10min ≤ X < 60min (+8%~-8%), X ≥ 60min (+5%~-5%)

120219-1J